




Specie: Purpleheart

	The quantity of timber in the products is (in m ³):	1 m ³												
	Our forests store this quantity of CO ₂ in*:	0 seconds												
	CO ₂ stored in the timber products:	1,596 kg												
<p>CO₂ absorption</p> <table border="1"> <thead> <tr> <th>Material</th> <th>CO₂ Emissions (kg)</th> </tr> </thead> <tbody> <tr> <td>Aluminium</td> <td>53,865 kg</td> </tr> <tr> <td>Steel</td> <td>32,918 kg</td> </tr> <tr> <td>PVC</td> <td>9,975 kg</td> </tr> <tr> <td>Concrete</td> <td>798 kg</td> </tr> <tr> <td>Wood</td> <td>10,272 kg</td> </tr> </tbody> </table> <p>CO₂ emissions</p>			Material	CO ₂ Emissions (kg)	Aluminium	53,865 kg	Steel	32,918 kg	PVC	9,975 kg	Concrete	798 kg	Wood	10,272 kg
Material	CO ₂ Emissions (kg)													
Aluminium	53,865 kg													
Steel	32,918 kg													
PVC	9,975 kg													
Concrete	798 kg													
Wood	10,272 kg													
	Emissions equivalent to amount of km of exhaust gases from a mid-range car**:	13,412 km												
	Electricity consumption of amount of households in one year***:	2 Households												

* This is the amount of CO₂ absorbed in the net wood dimensions of 1 m³. This considers sawing and planing losses.

** A middle-class car emits approximately 119 grams of CO₂ per kilometre. Our calculation shows how many kilometres of emissions from a mid-range car are stored in our wood.

*** To generate electricity for an average family, approximately 900 kg of CO₂ is emitted by power plants. This result shows how much CO₂ is stored in your wood for electricity use.

